

# mangopay

# mangopay

## Trusted brand behind every transaction

The Mangopay is a mark of trust and quality, designed to signal a secure and reliable experience to the customers. Use the Mangopay assets across websites, press articles, presentations, and marketing campaigns to create a strong and cohesive brand experience.

## Our mission

**Power effortless money movement of the world's top platforms giving them full control through our wallet ecosystem.**

## Our vision

# Build on us, around us and beyond us.

### Build on us

Accept, manage, convert, payout and secure payments - everything you need in one integration.

### Around us

We are an agnostic solution. Our clients can use us alongside other payments or financial infrastructure providers.

### Beyond us

We offer a suite of white-label payment and financial solutions that our clients can customize to their brand and monetize.

mangopay

- Shell #2D0F37
- Pantone 2695 C

mangopay

- Mango #FCB069
- Pantone 714 C

# Primary colors

The Mangopay Logo has two primary colorways: Shell for a light backgrounds, including a Mango background and Mango for dark backgrounds, including a Shell. Reference color styles in digital applications and Pantone values for print vendors.




- Carbon #00000E
- Pantone Black 6 C



- White #FCB069
- Pantone Paper White

## Monochrome

Our monochrome color options provide clean, versatile versions of the Logo for use when full color isn't suitable. Use the Carbon version for light backgrounds and the White version for dark backgrounds.



# Clearspace

## Guidelines

The Logo must be surrounded by open space, free from any other element. The minimum spacing is equivalent to the height of logo all around.



mangopay +  Webflow

## Partnership lockup

### Guidelines

The Logo must be surrounded by open space, free from any other element. The minimum spacing is equivalent to the height of logo all around.



mangopay

min. width 30mm

For print

Small formats  
30mm

Large formats  
150mm

mangopay

min. width 96px

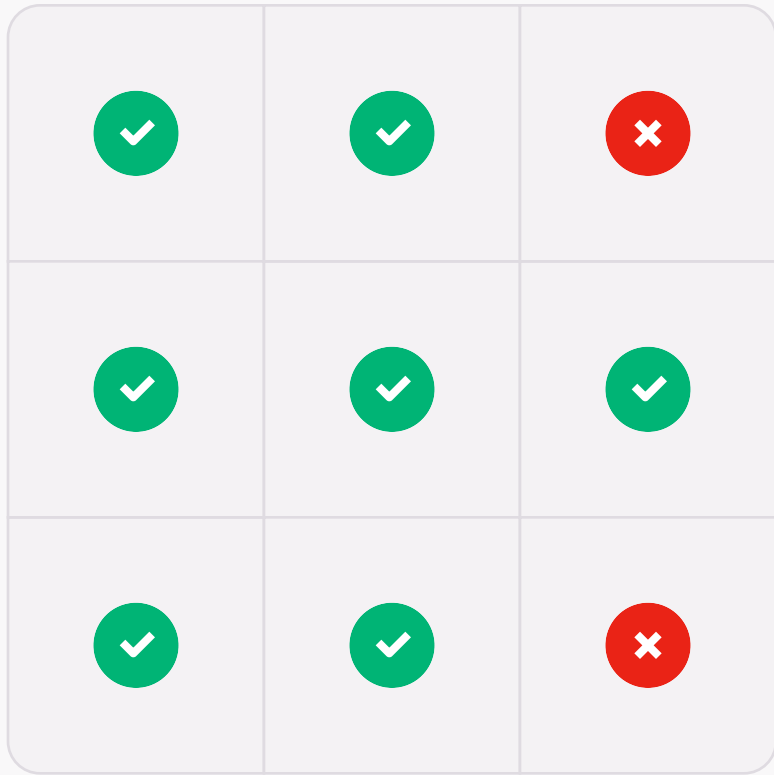
For screen

Large formats  
96px

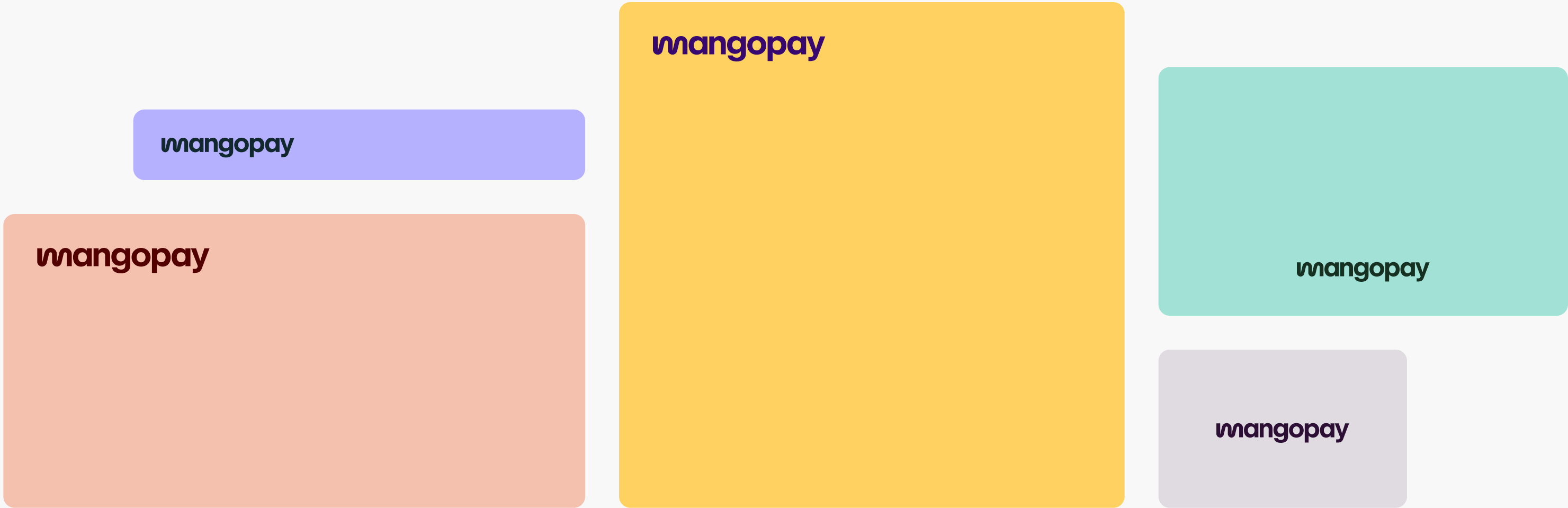
# Minimum size

## Guidelines

We have various minimum sizes for different formats. Please try to stick to these values where possible.



Acceptable logo placements



Example layouts

# Layout

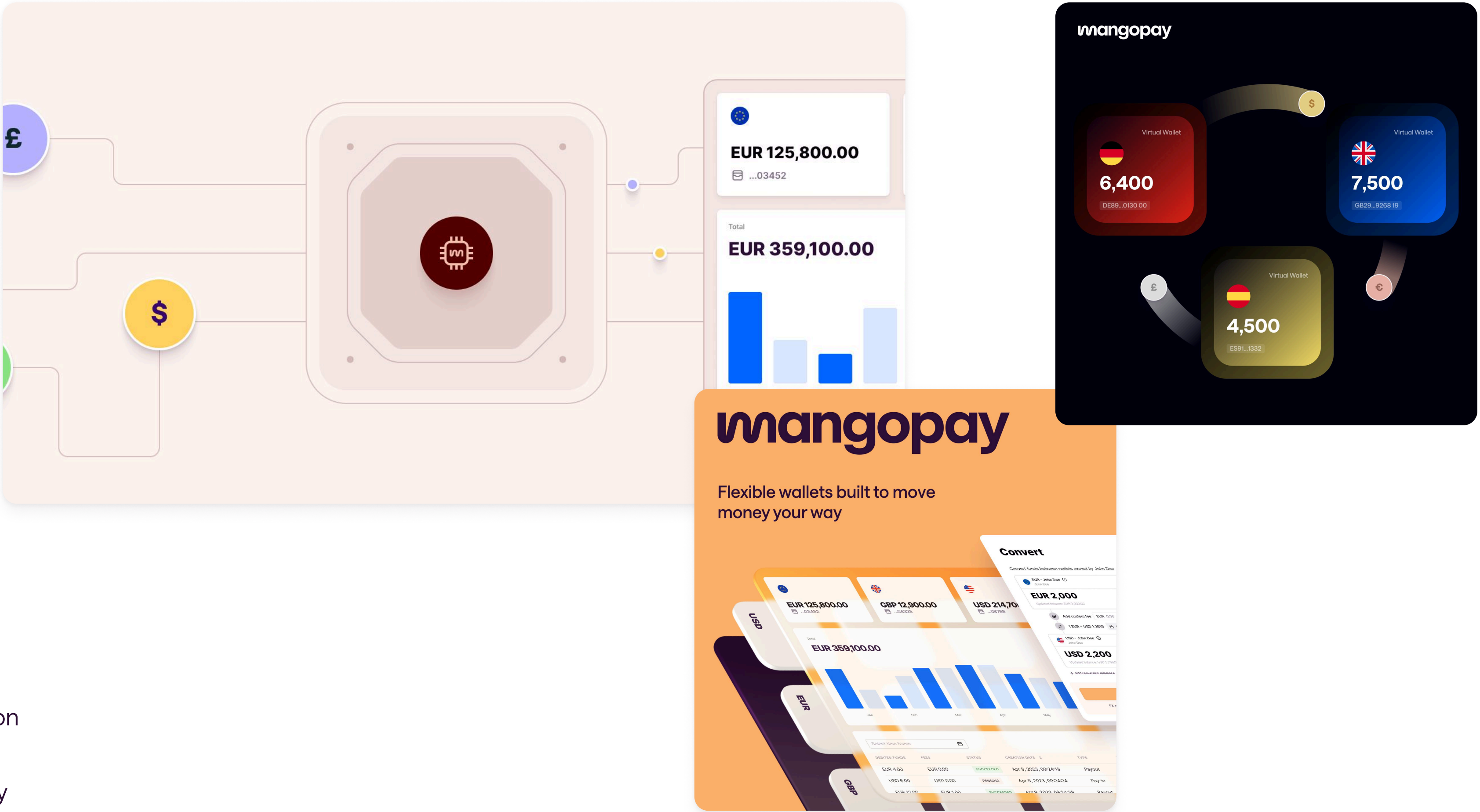
## Logo placement

Though compositions vary, we position our logo in common regions of the canvas. Most of the time, headline & text alignment matches the horizontal alignment of the logo.


# Visuals

## Guidelines


To help you tell our shared story effectively, we provide a selection of branded visuals that showcase our products and solutions. These ready-to-use assets ensure your materials remain visually consistent and aligned with the Mangopay brand. Use them across websites, press articles, presentations, and marketing campaigns.




Don't add gradients.




Don't rotate, squeeze or stretch.




Don't outline.




Don't deform.




Don't add effects or shadows.




Don't use multiple colors.



Don't use symbol with it.



Don't alter or create new lockups.



# Misuse

**Guidelines**

For consistency and legibility, our trademarks shouldn't be altered in any way. Our logo is our most sacred asset. Please treat it with the utmost respect.